

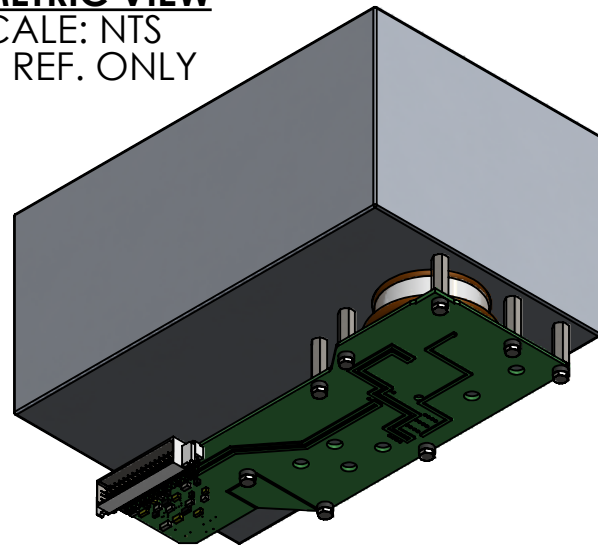
4

3

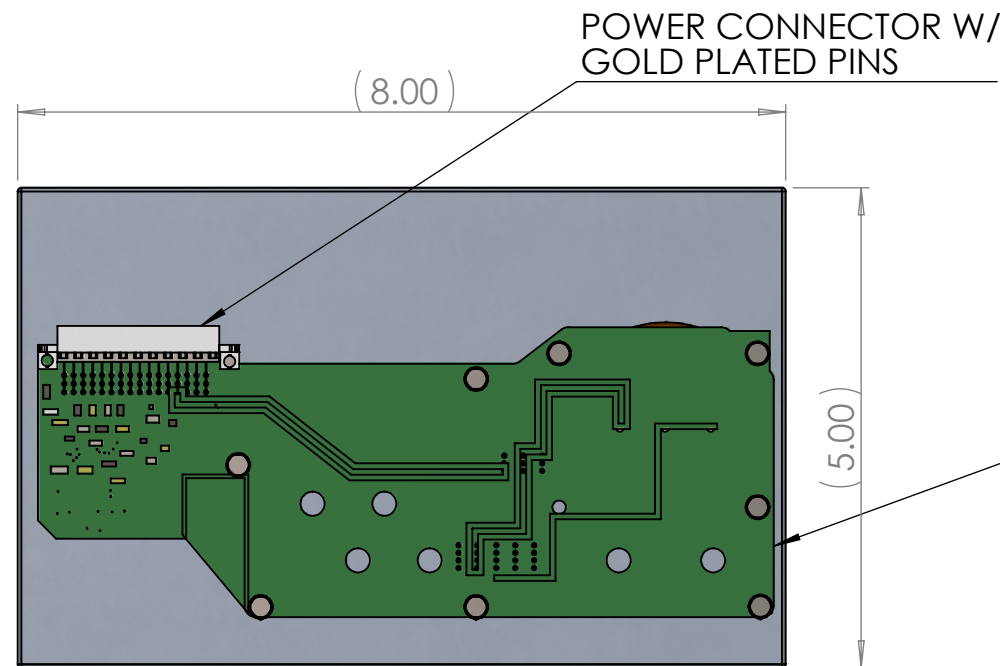
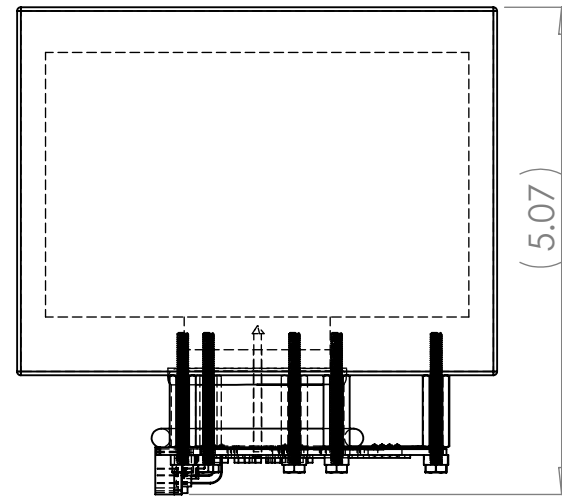
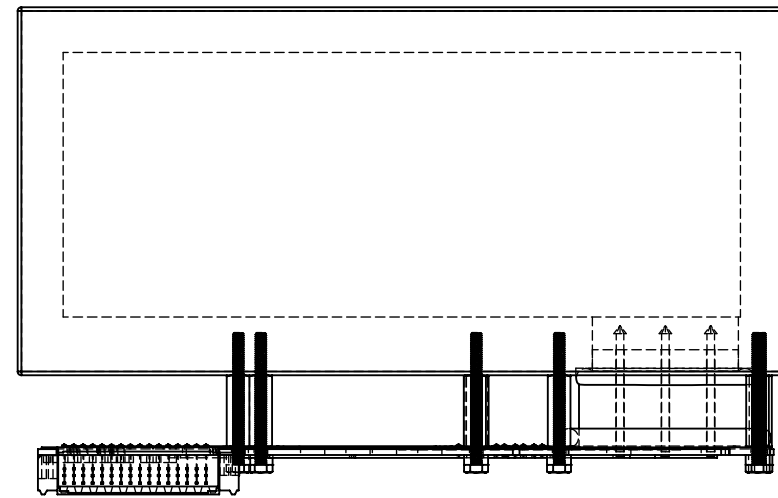
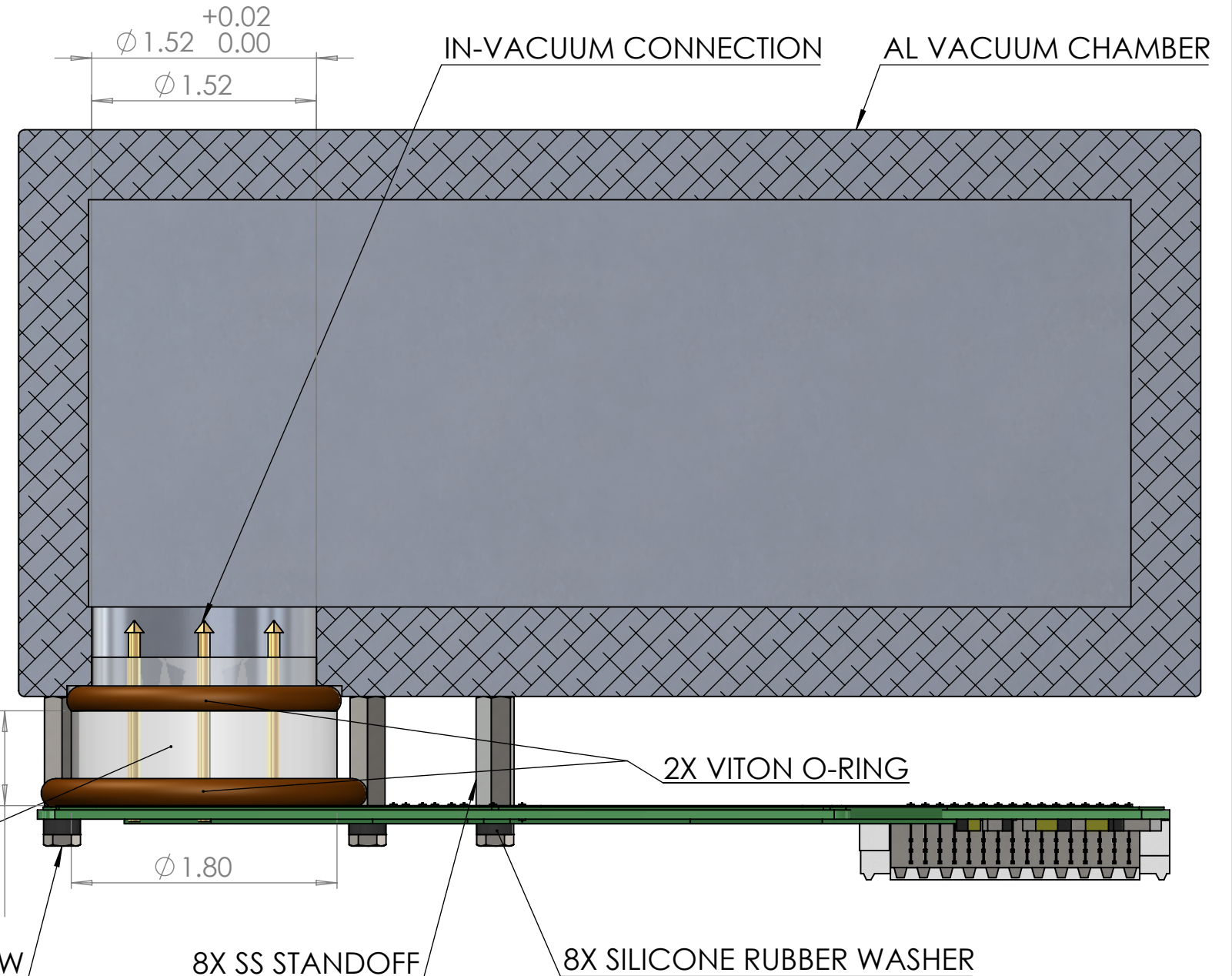
2

1

**ISOMETRIC VIEW**  
SCALE: NTS  
FOR REF. ONLY



**SECTION VIEW SHOWING INSTALLATION OF FEEDTHROUGH IN CHAMBER**  
FOR REF. ONLY  
NTS



BCE EPOXY SEAL

8X SS HEX HEAD SCREW

PCB BOARD

**NOTES**

1. CONTINUOUS OP. TEMP.: 200°C
2. VACUUM COMPATIBLE: 10<sup>-8</sup> Torr
3. CURRENT CAPACITY: UP TO 15A/PIN

UNLESS OTHERWISE SPECIFIED:

DIMENSIONS ARE IN INCHES  
TOLERANCES:  
FRACTIONAL ±  
ANGULAR: MACH ±    BEND ±  
TWO PLACE DECIMAL ± .010  
THREE PLACE DECIMAL ± .005

INTERPRET GEOMETRIC TOLERANCING PER:

|                      |         |
|----------------------|---------|
| MATERIAL             | SEE DWG |
| FINISH               | N/A     |
| DO NOT SCALE DRAWING |         |



TITLE:  
**PCB MOUNTED VACUUM FEEDTHROUGH INSTALLATION**

|            |                 |              |
|------------|-----------------|--------------|
| SIZE       | DWG. NO.        | REV          |
| <b>B</b>   | <b>BCE10111</b> | <b>A</b>     |
| SCALE: NTS | WEIGHT: N/A     | SHEET 1 OF 1 |

4

3

2

1

B

B

A

A