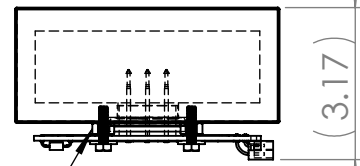
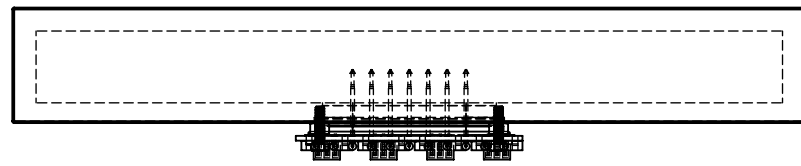
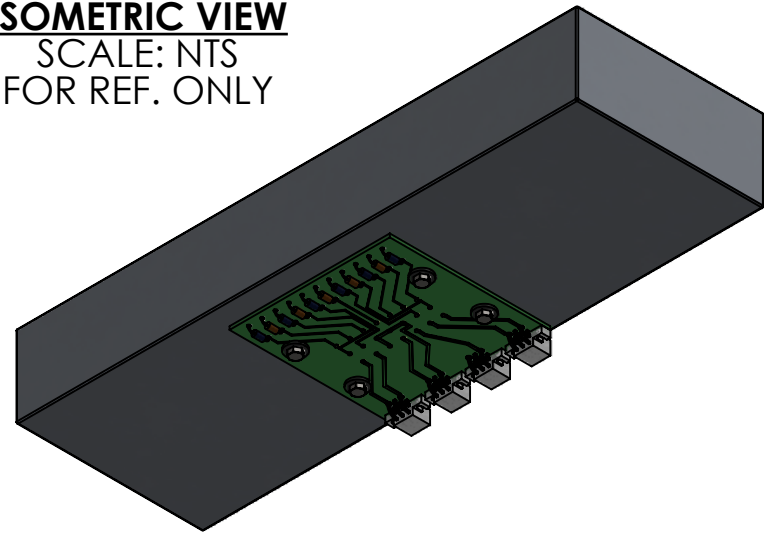
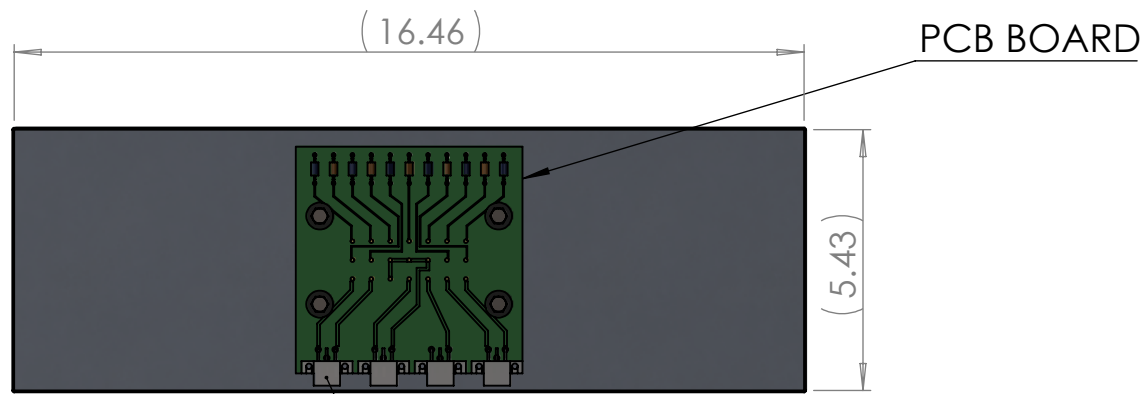


ISOMETRIC VIEW
SCALE: NTS
FOR REF. ONLY



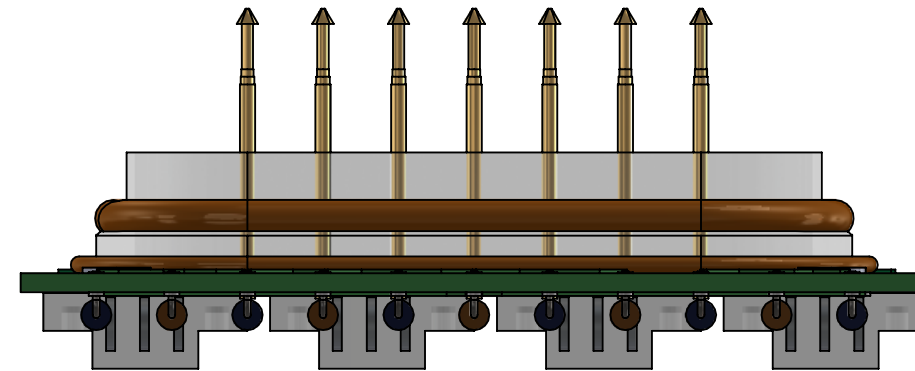
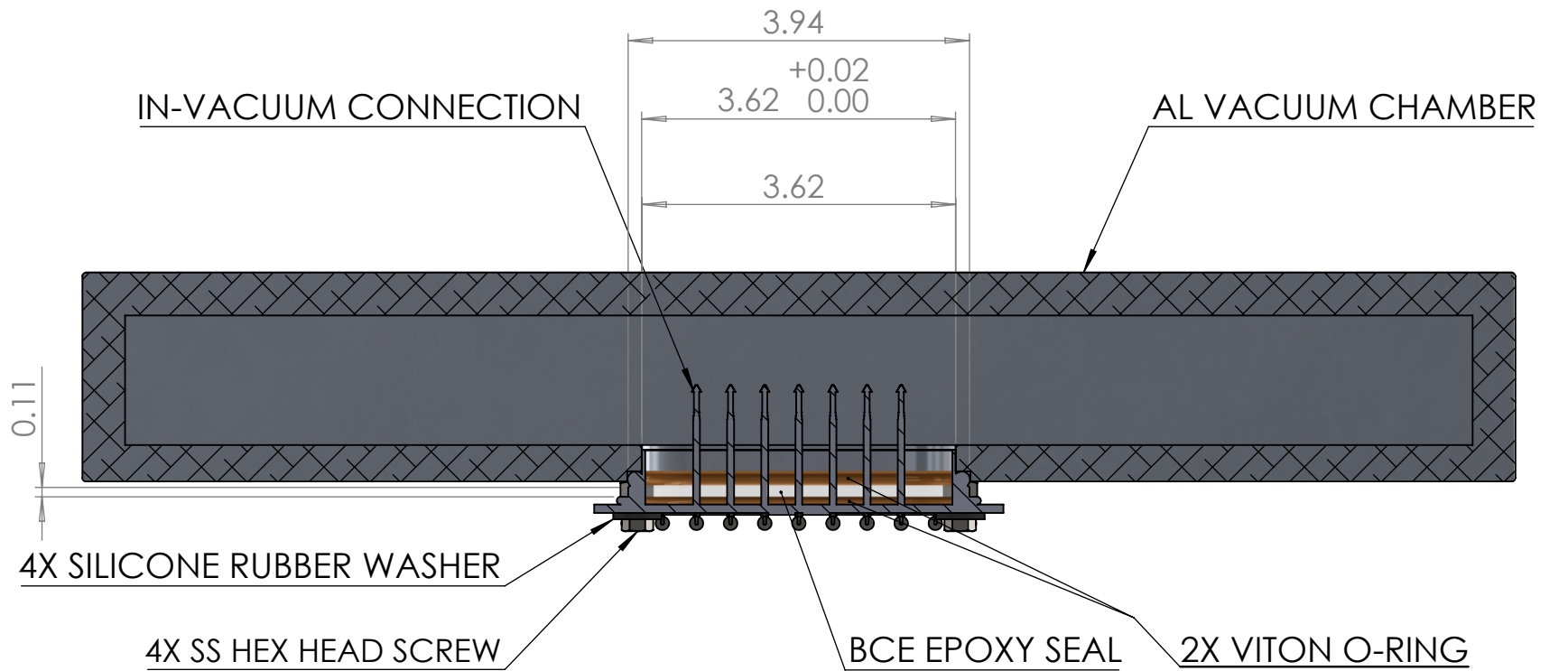
4X SS STANDOFF



PCB BOARD

4X POWER CONNECTOR W/
GOLD PLATED PINS

SECTION VIEW SHOWING INSTALLATION OF FEEDTHROUGH IN CHAMBER
FOR REF. ONLY
NTS



PCB MOUNTED OBLONG FEEDTHROUGH

NOTES

1. CONTINUOUS OP. TEMP.: 200°C
2. VACUUM COMPATIBLE: 10^{-8} Torr
3. CURRENT CAPACITY: UP TO 15A/PIN

PROPRIETARY AND CONFIDENTIAL
THE INFORMATION CONTAINED IN THIS DRAWING IS THE SOLE PROPERTY OF BCE INC. ANY REPRODUCTION IN PART OR AS A WHOLE WITHOUT THE WRITTEN PERMISSION OF BCE INC. IS PROHIBITED.

UNLESS OTHERWISE SPECIFIED:

DIMENSIONS ARE IN INCHES
TOLERANCES:
FRACTIONAL: ±
ANGULAR: MACH ± BEND ±
TWO PLACE DECIMAL ± .010
THREE PLACE DECIMAL ± .005

INTERPRET GEOMETRIC TOLERANCING PER:

MATERIAL SEE DWG

FINISH N/A

DO NOT SCALE DRAWING



TITLE:
PCB MOUNTED OBLONG VACUUM FEEDTHROUGH INSTALLATION

SIZE	DWG. NO.	REV
B	BCE10112	A
SCALE: NTS	WEIGHT: N/A	SHEET 1 OF 1